

TECHNICAL DATA SHEET • SPECIFICATIONS

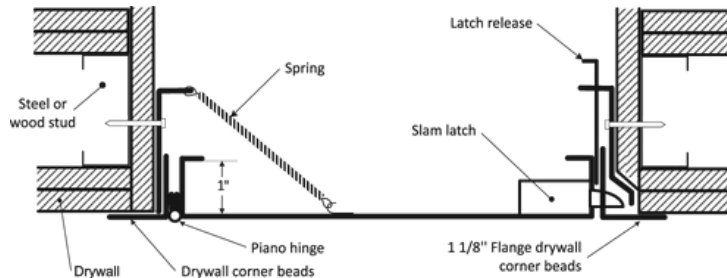
FIRE-RATED UNINSULATED ACCESS DOOR WITH DRYWALL BEAD FLANGE

Self-latching tool-key operated slam latch, piano hinge

PFN-GYP

INSTALLATION

Technical drawing PFN-GYP



Authorities Having Jurisdiction (AHJ) should be consulted in all cases as to the particular requirements that apply to the installation and use of fire-rated access doors.

STANDARD DIMENSIONS AND APPEARANCE

Dimensions • W X H		Number of locks	Weight	
inches	mm		lbs	KG
8 x 8	203 x 203	1	5.7	2.6
10 x 10	254 x 254	1	7.3	3.3
12 x 12	304 x 304	1	8.9	4.0
14 x 14	355 x 355	1	10.9	4.5
16 x 16	406 x 406	1	12.7	5.8
18 x 18	457 x 457	1	14.9	6.8
22 x 22	558 x 558	1	19.7	8.9
22 x 30	558 x 762	1	24.5	11.1
22 x 36	558 x 914	2	29.0	13.2
24 x 24	609 x 609	1	22.1	10.0
24 x 36	609 x 914	2	30.6	13.9
30 x 30	762 x 762	1	31.1	14.1
32 x 32	812 x 812	2	35.0	15.9
36 x 36	914 x 914	2	41.3	18.7

Your odd sizes: Made in 5 days

Rough wall opening is door size + 1/4" or + 6 mm

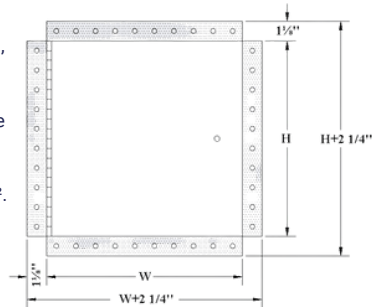
FOR VERTICAL USE ONLY:

Certified to standards: UBC 7-2 (1997), UL 10B (1997), UL 10B (2009), NFPA 252 (2003), NFPA 252 (2008), NFPA 252 (2012), CAN/ULC S104 (R1985), CAN/ULC S104 (2010).

Rating achieved: 1,5 hours, neutral/negative pressure

Maximum size: 36" wide x 36" high (914 mm x 914 mm). Maximum area of 1,296 in². Tolerance on height and width limitation is ± 3" (76 mm) as long as the area does not exceed 1,296 in².

Temperature rise: No rating achieved.



DESCRIPTION AND MATERIAL SPECIFICATION

Material	16-gauge cold-rolled steel
Hinge	Continuous piano hinge, located in the second dimension (height)
Lock / Latch	Self-latching tool-key operated slam latch and/or ring operated slam latch, both included
Finish	High quality white powder coat primer
Packaging	Individually wrapped, 1 door per box
Inside panel release	Mechanism allowing panels to open from inside, standard on all doors over 12" x 12"
Flange	22-gauge galvanized steel, 1 1/8" drywall bead flange
Frame	2 1/2" in depth, made of cold rolled steel

POPULAR OPTIONS

For complete list of options go to cendrex.com

Lock / Latch	Key-operated cylinder cam latch (-10), mortise slam latch (-85, cylinder optional), mortise deadbolt lock (-40, cylinder optional)
Handle	Fixed 4" handle (-21), 4" handle-operated slam latch (-22)
Material	Stainless Steel (SS)



PROJET DATA

Project:	Date:	QTY	W	H
Architect:				
Dealer:				
Contractor:				
Location:				

Tagging instructions:

Special instructions:

Options:

Submittal approval:
(Signature or stamp)

HEAD OFFICE
6500 Henri-Bourassa E. Blvd
Montreal QC H1G 5W9

cendrex
Made in Canada


Last updated: December 28, 2023


514-493-1489 | 1-800-479-1489
info@cendrex.com | cendrex.com


OPTIONS


This comprehensive list includes all available options. Please consult our catalog or contact our customer service to verify the feasibility of your chosen combination.


LOW SECURITY LOCKING MECHANISM


-  ☐ **35** Screwdriver operated cam latch

-  ☐ **220** Screwdriver operated cylinder Cam latch


-  ☐ **80** Ring/tool key operated slam latch


-  ☐ **55** Hex head slam latch and ring key operated slam latch


-  ☐ **30** Slide latch


-  ☐ **50** Allen hex head cam latch


HANDLES


-  ☐ **25** WITH KEY - 4" handle and key operated cam latch

-  ☐ **100K** Key-operated recessed handle cam latch with cap over key path


-  ☐ **20** WITHOUT KEY - 4" handle operated cam latch


-  ☐ **22** WITHOUT KEY - 4" handle operated slam latch


-  ☐ **21** WITHOUT KEY Fixed 4" handle


-  ☐ **26** WITHOUT KEY - L handle


MEDIUM SECURITY LOCKING MECHANISM


-  ☐ **10** Key-operated cylinder cam latch


-  ☐ **15** Mortise cam latch preparation


-  ☐ **15C** Mortise cam latch preparation, keyed differently

-  ☐ **15CKA** Mortise cam latch preparation, keyed alike

-  ☐ **85** Mortise slam latch


-  ☐ **85C** Mortise slam latch with cylinder


-  ☐ **85CKA** Mortise slam latch cylinder keyed alike


-  ☐ **90** Pinned hex head cam latch


- ☐ **C** Cylinder cam latch, keyed differently
- ☐ **CKA** Cylinder cam latch, keyed alike

MATERIALS

-  ☐ **GS** Galvanneal steel

-  ☐ **AL** Aluminum

-  ☐ **SS** Stainless steel


-  ☐ **CR** Cold rolled steel


HIGH SECURITY LOCKING MECHANISM


-  ☐ **40** Mortise deadbolt lock


-  ☐ **40C** Mortise Deadbolt Lock with Cylinder, keyed differently

-  ☐ **40CKA** Mortise deadbolt lock with cylinder, keyed alike


-  ☐ **99** Inside release thumbturn for mortise deadbolt lock


-  ☐ **45** Mortise preparation for detention deadbolt lock


-  ☐ **46** Detention deadbolt lock

-  ☐ **47** CIDetention deadbolt Key

OTHERS

-  ☐ **60** Gasket

-  ☐ **160** Holding cable

-  ☐ **240** Masonry anchors