

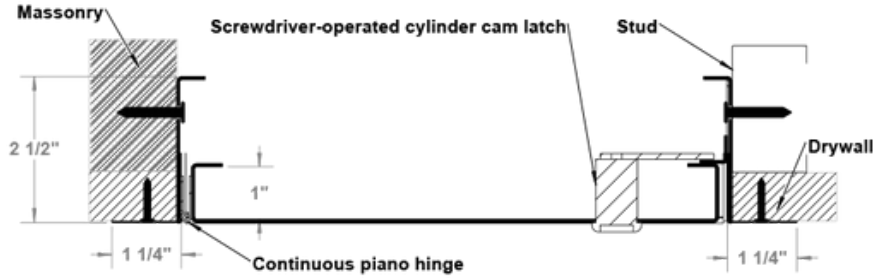
# TECHNICAL DATA SHEET • SPECIFICATIONS

## HEAVY DUTY ACCESS DOOR FOR LARGE OPENINGS WITH DRYWALL BEAD FLANGE Screwdriver cam latch, piano hinge

# HHD-GYP-110

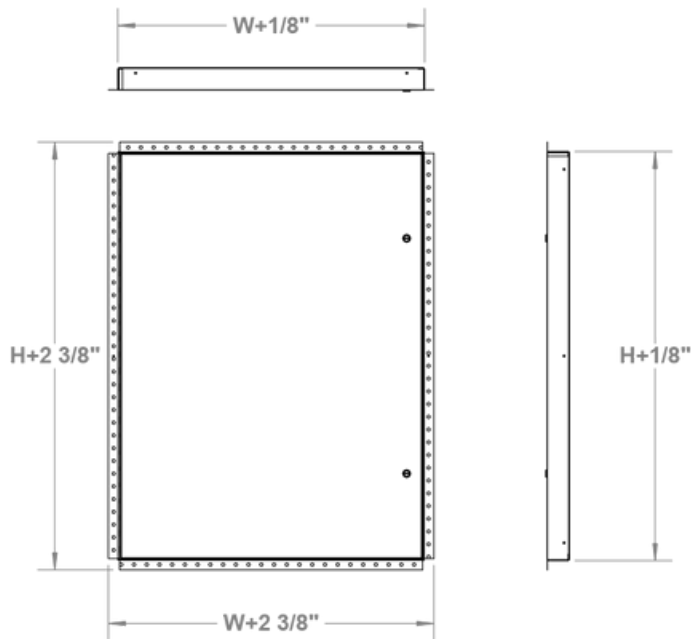
### INSTALLATION

Technical drawing HHD-GYP-110



### STANDARD DIMENSIONS AND APPEARANCE

Dimensions • W X H		Number of locks	Weight	
inches	mm		lbs	KG
48 x 48	1219 x 1219	2	61.1	27.7
<b>Your odd sizes: Made in 5 days</b>				
Rough wall opening is door size + 1/4" or + 6 mm				




### DESCRIPTION AND MATERIAL SPECIFICATION

<b>Material</b>	16 gauge cold rolled steel
<b>Hinge</b>	Continuous piano hinge, located on the second dimension (height)
<b>Lock / Latch</b>	Screwdriver-operated cam latch
<b>Finish</b>	High quality white powder coat primer
<b>Packaging</b>	Individually wrapped, 1 door per box
<b>Flange</b>	22-gauge galvanized steel, 1 1/8" drywall bead flange
<b>Frame</b>	2 1/2" in depth, made of cold rolled steel

#### POPULAR OPTIONS

For complete list of options go to [cendrex.com](http://cendrex.com)

<b>Lock / Latch</b>	Key-operated cylinder cam latch (-10), mortise cam latch preparation (-15, cylinder optional), mortise deadbolt lock (-40, cylinder optional)
<b>Handle</b>	4" handle operated cam latch (-20), 4" handle and key operated cam latch (-25)
<b>Other</b>	Double leaf (-180)



### PROJET DATA

Project:	Date:	QTY	W	H
Architech:				
Dealer:				
Contractor:				
Location:				

Tagging instructions:
Special instructions:
Options:
Submittal approval: (Signature or stamp)

## OPTIONS

This comprehensive list includes all available options. Please consult our catalog or contact our customer service to verify the feasibility of your chosen combination.

### LOW SECURITY LOCKING MECHANISM



- 35** Screwdriver operated cam latch



- 220** Screwdriver operated cylinder Cam latch



- 80** Ring/tool key operated slam latch



- 55** Hex head slam latch and ring key operated slam latch



- 30** Slide latch



- 50** Allen hex head cam latch

### HANDLES



- 25** WITH KEY - 4" handle and key operated cam latch



- 100K** Key-operated recessed handle cam latch with cap over key path



- 20** WITHOUT KEY - 4" handle operated cam latch



- 22** WITHOUT KEY - 4" handle operated slam latch



- 21** WITHOUT KEY Fixed 4" handle



- 26** WITHOUT KEY - L handle

### MEDIUM SECURITY LOCKING MECHANISM



- 10** Key-operated cylinder cam latch



- 15** Mortise cam latch preparation
- 15C** Mortise cam latch preparation, keyed differently
- 15CKA** Mortise cam latch preparation, keyed alike



- 85** Mortise slam latch



- 85C** Mortise slam latch with cylinder
- 85CKA** Mortise slam latch cylinder keyed alike



- 90** Pinned hex head cam latch



- C** Cylinder cam latch, keyed differently



- CKA** Cylinder cam latch, keyed alike

### MATERIALS



- GS** Galvanneal steel



- AL** Aluminum



- SS** Stainless steel



- CR** Cold rolled steel

### HIGH SECURITY LOCKING MECHANISM



- 40** Mortise deadbolt lock



- 40C** Mortise Deadbolt Lock with Cylinder, keyed differently



- 40CKA** Mortise deadbolt lock with cylinder, keyed alike



- 99** Inside release thumbturn for mortise deadbolt lock



- 45** Mortise preparation for detention deadbolt lock



- 46** Detention deadbolt lock



- 47** CIDetention deadbolt Key

### OTHERS



- 60** Gasket



- 160** Holding cable



- 240** Masonry anchors