

TECHNICAL DATA SHEET • SPECIFICATIONS

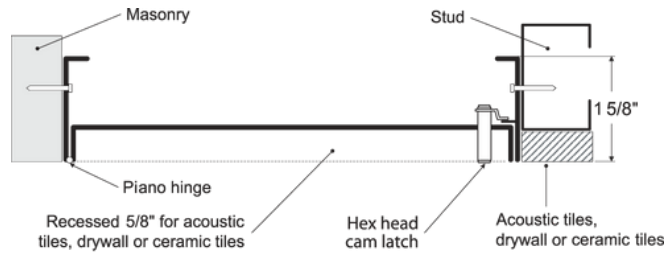
RECESSED ACCESS DOOR WITHOUT FLANGE

Hex head cam latch, piano hinge

AHA-00

INSTALLATION

Technical drawing AHA-00

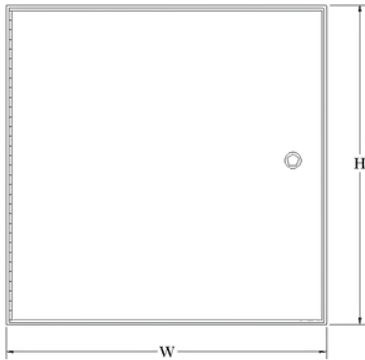


STANDARD DIMENSIONS AND APPEARANCE

Dimensions • W X H		Number of locks	Weight	
inches	mm		lbs	KG
8 x 8	203 x 203	1	3.3	1.5
12 x 12	304 x 304	1	5.7	2.6
16 x 16	406 x 406	1	8.5	3.9
18 x 18	457 x 457	1	10.4	4.7
24 x 24	609 x 609	1	17.3	7.5

Your odd sizes: Made in 5 days

Rough wall opening is door size + 1/4" or + 6 mm



DESCRIPTION AND MATERIAL SPECIFICATION

Material	16-gauge cold-rolled steel
Hinge	Continuous piano hinge, located on the second dimension (height)
Lock / Latch	Hex head cam latch
Finish	High quality white powder coat primer
Packaging	Individually wrapped, 1 door per box

POPULAR OPTIONS

For complete list of options go to cendrex.com

Lock / Latch	Key-operated cylinder cam latch* (-10), pinned hex head cam latch (-90)
Handle	4" handle-operated cam latch (-20), fixed 4" handle (-21), 4" handle key-operated cam latch (-25) Handle not installed
Material	Stainless steel (SS), Galvanneal steel (GS)
Other	Neoprene gasket (-60), holding cable (-160), masonry anchors (-240)
Recess	1/2" to 3/4" (standard 1 5/8" frame) 13/16" to 1 1/2" (special 2 1/2" frame)

*Maximum recess 1 1/2"



PROJET DATA

Project:	Date:	QTY	W	H
Architech:				
Dealer:				
Contractor:				
Location:				

Tagging instructions:

Special instructions:


Options:


Submittal approval:
(Signature or stamp)


OPTIONS


This comprehensive list includes all available options. Please consult our catalog or contact our customer service to verify the feasibility of your chosen combination.


LOW SECURITY LOCKING MECHANISM


-  ☐ **35** Screwdriver operated cam latch

-  ☐ **220** Screwdriver operated cylinder Cam latch


-  ☐ **80** Ring/tool key operated slam latch


-  ☐ **55** Hex head slam latch and ring key operated slam latch


-  ☐ **30** Slide latch


-  ☐ **50** Allen hex head cam latch


HANDLES


-  ☐ **25** WITH KEY - 4" handle and key operated cam latch

-  ☐ **100K** Key-operated recessed handle cam latch with cap over key path


-  ☐ **20** WITHOUT KEY - 4" handle operated cam latch


-  ☐ **22** WITHOUT KEY - 4" handle operated slam latch


-  ☐ **21** WITHOUT KEY Fixed 4" handle


-  ☐ **26** WITHOUT KEY - L handle


MEDIUM SECURITY LOCKING MECHANISM


-  ☐ **10** Key-operated cylinder cam latch


-  ☐ **15** Mortise cam latch preparation


-  ☐ **15C** Mortise cam latch preparation, keyed differently

-  ☐ **15CKA** Mortise cam latch preparation, keyed alike

-  ☐ **85** Mortise slam latch


-  ☐ **85C** Mortise slam latch with cylinder


-  ☐ **85CKA** Mortise slam latch cylinder keyed alike


-  ☐ **90** Pinned hex head cam latch


- ☐ **C** Cylinder cam latch, keyed differently
- ☐ **CKA** Cylinder cam latch, keyed alike

MATERIALS


-  ☐ **GS** Galvanneal steel


-  ☐ **AL** Aluminum


-  ☐ **SS** Stainless steel


-  ☐ **CR** Cold rolled steel


HIGH SECURITY LOCKING MECHANISM


-  ☐ **40** Mortise deadbolt lock


-  ☐ **40C** Mortise Deadbolt Lock with Cylinder, keyed differently

-  ☐ **40CKA** Mortise deadbolt lock with cylinder, keyed alike


-  ☐ **99** Inside release thumbturn for mortise deadbolt lock


-  ☐ **45** Mortise preparation for detention deadbolt lock


-  ☐ **46** Detention deadbolt lock

-  ☐ **47** CIDetention deadbolt Key

OTHERS

-  ☐ **60** Gasket

-  ☐ **160** Holding cable

-  ☐ **240** Masonry anchors