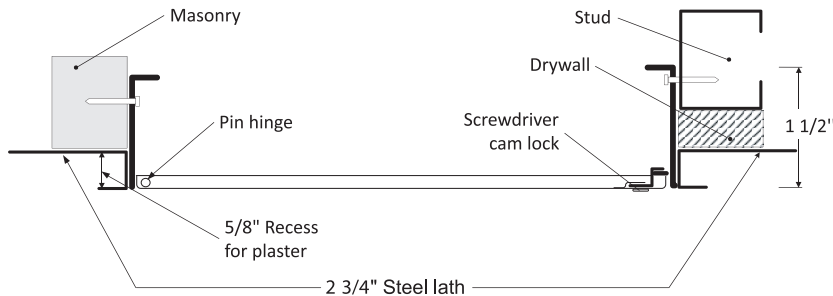
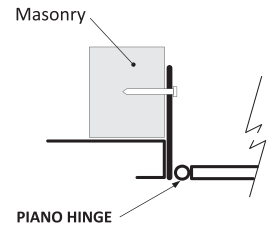
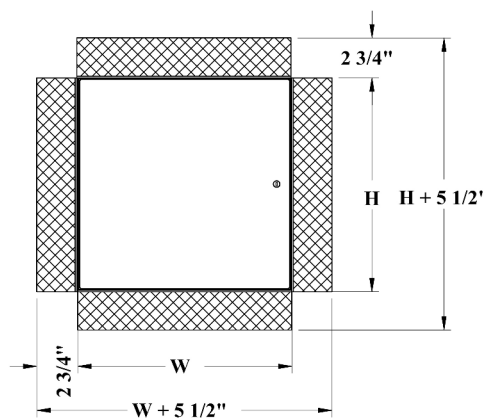


**GENERAL PURPOSE ACCESS DOOR
WITH PLASTER FLANGE**
AHD-PLY
INSTALLATION

**PIANO HINGE
ON DOORS OVER 24"
(HEIGHT OR WIDTH)**

DIMENSIONS AND APPEARANCE
LEED ready: This product contributes to LEED® credits.

 Your odd sizes:
Made in 5 days

DOOR SIZE W x H inches (MM)	NUMBER OF LOCKS	WEIGHT LBS KG	
8 x 8 (203 x 203)	1	3	1.4
10 x 10 (254 x 254)	1	4	1.8
12 x 12 (304 x 304)	1	5	2.3
14 x 14 (356 x 356)	1	7	3.2
16 x 16 (406 x 406)	1	8	3.6
18 x 18 (457 x 457)	1	10	4.5
* 24 x 24 (609 x 609)	1	15	6.8
* 24 x 36 (609 x 914)	2	22	10

Rough wall opening is door size + 1/4" or + 6mm
 *Piano hinge on doors over 24 inches (height or width)
 The LHD-PLY model is recommended for over 1296 sq. inches


DESCRIPTION AND MATERIAL SPECIFICATION
CENDREX PARTNERS

Material: 16 gauge cold rolled steel
Hinge: hidden pin hinge
 continuous piano type on doors
 over 24" (height or width)
Lock / latch: screwdriver operated cam latch
Finish: high quality white powder coat primer
Packaging: individually wrapped, 1 per box

POPULAR OPTIONS For complete list of options go to: www.cendrex.com
Lock / latch: key operated cylinder cam latch, hex head cam latch, pinned hex head cam latch, handle operated cam latch, mortise preparation for cylinder.
Material: stainless steel 304 #4 (brushed finish)


PROJECT DATA

PROJECT NAME:	QTY	W	H	OPTIONS
ARCHITECT:				
DEALER:				
CONTRACTOR:				
LOCATION:	SPECIAL INSTRUCTIONS:			
DATE:				
TAGGING INSTRUCTIONS:	SUBMITTAL APPROVAL: (signature or stamp)			

HEAD OFFICE: 11 303, 26th avenue, Montreal, Quebec, Canada H1E 6N6
WAREHOUSES: California, Colorado, Florida, Illinois, Pennsylvania, Texas

Tel: 514 493-1489 - 1 800 479-1489
Fax: 514 493-1992 - 1 800 297-1489

www.cendrex.com
 info@cendrex.com